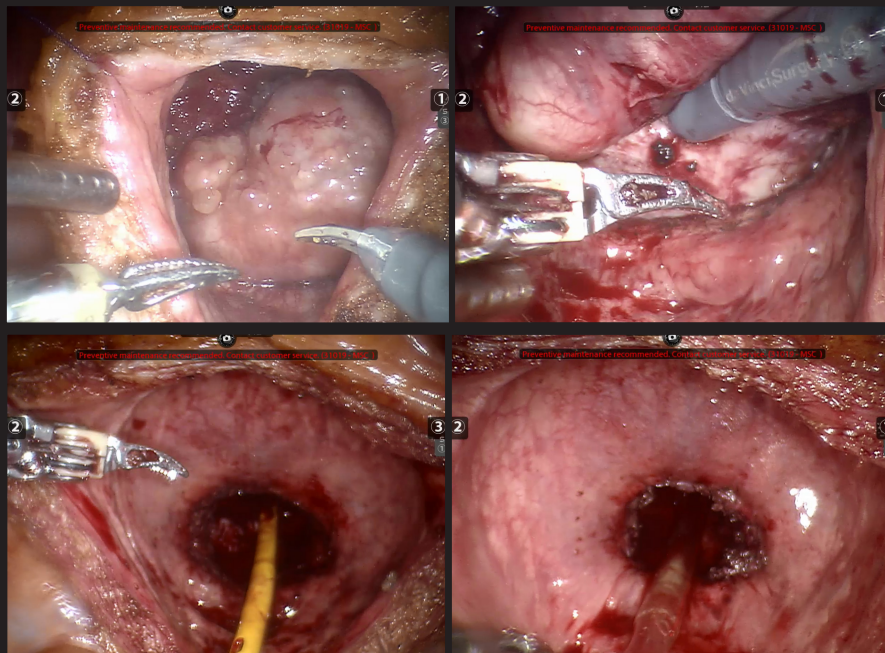


A PEER-REVIEWED BIMONTHLY JOURNAL



TURKISH JOURNAL OF UROLOGY

Scientific bridge connecting continents



Ergin, et al.; Robotic simple prostatectomy is a safe and effective technique for benign prostatic hyperplasia: Our single center initial short-term follow-up results for 42 patients. Page: 313

4



TURKISH JOURNAL OF UROLOGY

Editor in Chief

Ateş KADIOĞLU 
Department of Urology, İstanbul University İstanbul
School of Medicine, İstanbul, Turkey

Editor

Murat BOZLU 
Department of Urology, Mersin
University School of Medicine, Mersin, Turkey

Co-Editor

Bhaskar K. SOMANI 
Urological Surgery Department, University Hospital
Southampton NHS Trust, Southampton, UK

Associate Editors

Uro-Oncology

Giovanni CACCIAMANI 
USC Institute of Urology and Catherine and Joseph
Aresty Department of Urology, University of Southern
California, Los Angeles, California, USA

Juan Gómez RIVAS

Department of Urology, Hospital Clínico San Carlos,
Madrid, Spain

Endourology

Thomas KNOLL
Department of Urology, Sindelfingen Medical Center,
University of Tuebingen, Tuebingen, Germany

Emrah YÜRÜK



BHT Clinic, İstanbul Tema Hospital, İstanbul, Turkey
Department of Urology, İstanbul Yeni Yüzyıl University
School of Medicine, İstanbul, Turkey

Andrology (Sexual and Reproductive Medicine)

Selahittin ÇAYAN 
Department of Urology, Mersin
University School of Medicine, Mersin, Turkey

Female Urology & Neurourology

Ömer BAYRAK 
Department of Urology, Gaziantep
University School of Medicine, Gaziantep, Turkey
Roger Roman DMOCHOWSKI 
Department of Urology, Vanderbilt University Medical
Center, Nashville, USA

Pediatric Urology

Walid FARHAT 
Department of Urology, University of Wisconsin,
Madison, WI, USA; Division of Urology, Hospital for
Sick Children and Department of Surgery, University of
Toronto, Toronto, Ontario, Canada

Mesrur Selçuk SILAY




Clinic of Pediatric Urology, İstanbul Gelişim University,
Memorial Hospital, İstanbul, Turkey


General Urology

Fikret ERDEMİR 
Department of Urology, Gaziosmanpaşa University
School of Medicine, Tokat, Turkey


Biostatistical Editor

Meryem Merve Ören 
Department of Public Health, İstanbul University İstanbul
School of Medicine, İstanbul, Turkey

Production Coordinators

Mustafa Zafer TEMİZ 
Department of Urology, Bağcılar Training and Research
Hospital, İstanbul, Turkey

Digital Media Editor

Tümay İPEKÇİ 
Department of Urology, Başkent University School of
Medicine, Ankara, Turkey



Publisher
İbrahim KARA

Publications Director
Ali ŞAHİN

Editorial Development
Gizem KAYAN TEKAÜT

Deputy Publications Director
Gökhan ÇİMEN

Publication Coordinators

İrem SOYSAL
Arzu YILDIRIM
Deniz KAYA
Bahar ALBAYRAK
Gamze BİLGİN
Ebru BOZ

Finance and Administration
Zeynep YAKIŞIRER ÜREN

Project Coordinators

Sinem Fehime KOZ
Doğan ORUÇ
Emre KARA

Graphics Department
Ünal ÖZER
Deniz Elif DURAN

Contact

Address: Büyükdere Cad. No:
105/9 34394
Mecidiyeköy, Şişli-İstanbul, Turkey
Phone: +90 212 217 17 00
Fax: +90 212 217 22 92
E-mail: info@avesyayincilik.com



TURKISH JOURNAL OF UROLOGY

Editorial Board

Omar ABOUMARZOUK

Department of Surgery, Hamad General Hospital, Hamad Medical Corporation, Doha, Qatar

Bülent AKDUMAN

Department of Urology, Zonguldak Bülent Ecevit University School of Medicine, Zonguldak, Turkey

Ali ATAN

Department of Urology, Gazi University, School of Medicine, Ankara, Turkey

Derya BALBAY

Department of Urology, Koç University Hospital, İstanbul, Turkey

Naeem BHOJANI

Department of surgery, University of Montreal, Montreal, Quebec, Canada

Michael L. BLUTE

Department of Urology, Mayo Clinic, Minnesota, USA

Guy BOGAERT

Department of Urology, UZ Leuven University, Antwerp, Belgium

Marco BORGHESI

Department of Urology, University of Genova, Italy

Eric CHUNG

Department of Urology, University of Queensland and Princess Alexandra Hospital, Woolloongabba, Australia

Vincent DE CONINCK

Department of Urology, Augustijnslei, Brasschaat, Belgium

Alex DIGESU

Department of Urogynaecology, St. Mary's Hospital, Imperial College London, London, UK

Collin P. DINNEY

Department of Urology, University of Texas MD Anderson Cancer Center, Houston, Texas, USA

Roger Roman DMOCHOWSKI

Department of Urology, Vanderbilt University Medical Center, Nashville, USA

Jose Lous DOMINGUEZ

Jefe de Servicio de Urología, Instituto Valenciano de Oncología, Valencia, Spain

Michael Louis EISENBERG

Department of Urology, Stanford University Medical Center, Stanford, CA, USA

Esteban EMILLIANI

Department of Urology, Endourology and Urolithiasis Unit, Fundación Puigvert, Autonomous University of Barcelona, Barcelona, Spain

Dmitry ENIKEEV

Institute for Urology and Reproductive Health, Sechenov University, Moscow, Russia

Sakıp ERTURHAN

Department of Urology, Gaziantep University, School of Medicine, Gaziantep, Turkey

Walid FARHAT

Department of Urology, University of Wisconsin, Madison, WI, USA

Division of Urology, Hospital for Sick Children and

Department of Surgery, University of Toronto, Toronto, Ontario, Canada

Luciano Alves FAVORITO

Unidade de Pesquisa Urogenital Universidade do Estado do Rio de Janeiro, Rio de Janeiro, Brasil

Rüştü Cankon GERMİYANOĞLU

Department of Urology, Ondokuz Mayıs University School of Medicine, Samsun, Turkey

Ali Serdar GÖZEN

SLK-Kliniken, Department of Urology, Heidelberg University teaching Hospital, Heilbronn, Germany

Selçuk GÜVEN

Department of Urology, Necmettin Erbakan University Meram School of Medicine, Konya, Turkey

Tamsin GREENWELL

University College London Hospitals, UK

H. Barton GROSSMAN

Department of Urology, University of Texas M. D. Anderson Cancer Center, Houston, TX, USA

Rizwan HAMID

Department of Urology, University College London Hospitals & London Spinal Injuries Unit, Stanmore, London, UK

Hashim HASHIM

Bristol Urological Institute, Southmead Hospital, North Bristol NHS Trust, Bristol, UK

Didier JACQMIN

Department of Urology, Hospital Civil, Strasbourg, France

Patrick JONES

Haukeland University Hospital, Bergen, Norway

Panagiotis KALLIDONIS

Department of Urology, University of Patras, Patras, Greece

Guido KAMPHUIS

Department Urology, Amsterdam University Medical Centre, Amsterdam, The Netherlands



TURKISH JOURNAL OF UROLOGY

Muammer KENDİRCİ

Department of Urology, İstinye University School of Medicine, Liv Hospital Ulus, İstanbul, Turkey

Martin KOYLE

Division of Urology, Seattle Children's Hospital, Seattle, WA, USA

Sanjay Balwant KULKARNI

Kulkarni School of Urethral Surgery, Pune, India

Pilar LAGUNA

Department of Urology, Medipol University School of Medicine, İstanbul, Turkey

Brian R. MATLAGA

Brady Urological Institute, Johns Hopkins University School of Medicine, Baltimore, MD, USA

Suks MINHAS

Imperial College Healthcare NHS Trust, Honorary Senior Lecturer, Imperial College, London, UK

Jeremy OCKRIM

Consultant Urological Surgeon, University College Hospital London, London, UK

A. Rahmi ONUR

Department of Urology, Marmara University School of Medicine, İstanbul, Turkey

Athanasios PAPATSORIS

2nd Department of Urology, National and Kapodistrian University of Athens, School of Medicine, Sismanoglio Hospital, Athens, Greece

Louis L. PISTERS

Department of Urology, MD Anderson Cancer Center, Houston, Texas, USA

Kemal SARICA

Department of Urology, Biruni University School of Medicine, İstanbul, Turkey

Kymora SCOTLAND

Ronald Reagan UCLA Medical Center, Los Angeles CA, USA

Ajay K. SINGLA

Department of Urology, School of Medicine, Toledo University, Ohio, USA

Andreas SKOLARIKOS

2nd Department of Urology, National and Kapodistrian University of Athens, Sismanogleio Hospital, Athens, Greece

Prasanna SOORIAKUMARAN

Department of Urology, University College London Hospitals, London, UK

Tarkan SOYGÜR

Department of Urology, Division of Paediatric Urology, Faculty of Medicine, University of Ankara

Anne Françoise SPINOIT

Department of Urology, Ghent University Hospital, Ghent, Belgium

Jeremy YC TEOH

S.H. Ho Urology Centre, Department of Surgery, Prince of Wales Hospital, The Chinese University of Hong Kong, Hong Kong

Theodoras TOKAS

Department of Urology and Andrology, General Hospital Hall in Tirol, Tirol, Austria

Olivier TRAXER

Director of the Minimally Invasive Surgery Center Urology, Tenon University Hospital, Paris, France

Bariş TÜRKBEY

Molecular Imaging Program, National Cancer Institute, National Institutes of Health, Bethesda, MD, USA

Mustafa USTA

Department of Urology, Akdeniz University School of Medicine, Antalya, Turkey

Nikhil VASDEV

Hertfordshire and Bedfordshire Urological Cancer Centre, Lister Hospital (East and North Herts NHS Trust), Watford General Hospital (West Herts NHS Trust), UK

Rajas VEERATTERAPILLARY

Department of Urology, Freeman Hospital, Newcastle Upon Tyne, Newcastle, UK

Run WANG

University of Texas McGovern Medical School at Houston and MD Anderson Cancer Center, Houston, TX, USA

M. Önder YAMAN

Department of Urology, Ankara University School of Medicine, Ankara, Turkey

Selçuk YÜCEL

Department of Urology, Marmara University School of Medicine, İstanbul, Turkey

A PEER-REVIEWED BIMONTHLY JOURNAL



TURKISH JOURNAL OF UROLOGY

AIMS AND SCOPE

Turkish Journal of Urology (Turk J Urol) is the scientific, peer reviewed, open access publication of the Turkish Association of Urology. The journal is a bimonthly online-only publication, published on January, March, May, July, September and November and its publication language is English.

Turkish Journal of Urology aims to publish original studies of the highest scientific and clinical value in urology and related disciplines. The scope of the journal includes but not limited to basic and translational science, education and simulation, endourology and stones, female urology and dysfunction, urological infections, laparoscopy and robotics, andrology and infertility, prostatic diseases, reconstructive urology, oncology, and pediatric urology.

The journal publishes original articles, clinical trials, reviews, and letters to the editor that are prepared in accordance with the ethical guidelines. Mini reviews, clinical updates, surgical techniques, and a guideline of guidelines that are in the scope of the journal are considered for publication and/or invited by the editor.

The journal's target audience includes, urology specialists, medical specialty fellows and other specialists and practitioners who are interested in the field of urology.

The editorial and publication processes of the journal are shaped in accordance with the guidelines of the International Committee of Medical Journal Editors (ICMJE), World Association of Medical Editors (WAME), Council of Science Editors (CSE), Committee on Publication Ethics (COPE), European Association of Science Editors (EASE), and National Information Standards Organization (NISO). The journal is in conformity with the Principles of Transparency and Best Practice in Scholarly Publishing (doaj.org/bestpractice).

Turkish Journal of Urology is currently indexed/abstracted by-PubMed Central, Web of Science-Emerging Sources Citation Index, TUBITAK ULAKBIM TR Index, Scopus, HINARI, EBSCO, CINAHL, GALE and ProQuest.

Processing and publication are free of charge with the journal. No fees are requested from the authors at any point throughout the evaluation and publication process. All manuscripts must be submitted via the online submission system, which is available at www.turkishjournalofurology.com. The journal guidelines, technical information, and the required forms are available on the journal's web page.

All expenses of the journal are covered by the Turkish Association of Urology. Potential advertisers should contact the Editorial Office. Advertisement images are published only upon the Editor-in-Chief's approval.

Statements or opinions expressed in the manuscripts published in the journal reflect the views of the author(s) and not the opinions of the Turkish Association of Urology, editors, editorial board, and/or publisher; the editors, editorial board, and publisher disclaim any responsibility or liability for such materials.

All published content is available online, free of charge at www.turkishjournalofurology.com.

Turkish Association of Urology holds the international copyright of all the content published in the journal.

OPEN ACCESS

Editor in Chief: Ateş Kadioğlu

Address: İstanbul Üniversitesi İstanbul Tıp Fakültesi, Üroloji Anabilim Dalı, İstanbul, Turkey

Phone: +90 212 232 46 89

Fax: +90 212 233 98 04

E-mail: info@turkishjournalofurology.com

Publisher: AVES

Address: Büyükdere Cad., 105/9 34394 Mecidiyeköy, Şişli, İstanbul, Turkey

Phone: +90 212 217 17 00

Fax: +90 212 217 22 92

E-mail: info@avesyayincilik.com

Web page: avesyayincilik.com



TURKISH JOURNAL OF UROLOGY

INFORMATION TO AUTHORS

Turkish Journal of Urology (Turk J Urol) is the scientific, peer reviewed, open access publication of the Turkish Association of Urology. The journal is a bimonthly online-only publication, published on January, March, May, July, September and November and its publication language is English.

The aim of the Turkish Journal of Urology is to contribute to the literature by publishing scientifically high-quality research articles as well as reviews, editorials, letters to the editor.

The journal's target audience includes, urology specialists, medical specialty fellows and other specialists and practitioners who are interested in the field of urology.

The editorial and publication processes of the journal are shaped in accordance with the guidelines of the International Council of Medical Journal Editors (ICMJE), the World Association of Medical Editors (WAME), the Council of Science Editors (CSE), the Committee on Publication Ethics (COPE), the European Association of Science Editors (EASE), and National Information Standards Organization (NISO). The journal conforms to the Principles of Transparency and Best Practice in Scholarly Publishing (doaj.org/bestpractice).

Originality, high scientific quality, and citation potential are the most important criteria for a manuscript to be accepted for publication. Manuscripts submitted for evaluation should not have been previously presented or already published in an electronic or printed medium. The journal should be informed of manuscripts that have been submitted to another journal for evaluation and rejected for publication. The submission of previous reviewer reports will expedite the evaluation process. Manuscripts that have been presented in a meeting should be submitted with detailed information on the organization, including the name, date, and location of the organization.

Manuscripts submitted to the Turkish Journal of Urology will go through a double-blind peer-review process. Each submission will be reviewed by at least two external, independent peer reviewers who are experts in their fields in order to ensure an unbiased evaluation process. The editorial board will invite an external and independent editor to manage the evaluation processes of manuscripts submitted by editors or by the editorial board members of the journal. The Editor in Chief is the final authority in the decision-making process for all submissions.

An approval of research protocols by the Ethics Committee in accordance with international agreements (World Medical Association Declaration of Helsinki "Ethical Principles for Medical Research Involving Human Subjects," amended in October 2013, www.wma.net) is required for experimental, clinical, and drug studies and for some case reports. If required, ethics committee reports or an equivalent official document will be requested from the authors. For manuscripts concerning experimental research on humans, a statement should be included that shows that written informed consent of patients and volunteers was obtained following a detailed explanation of the procedures that they may undergo. For studies carried out on animals, the measures taken to prevent pain and suffering of the animals should be stated clearly. Information on patient consent, the name of the ethics committee, and the ethics committee approval number should also be stated in the Material and methods section of the manuscript. It is the authors' responsibility to carefully protect the patients' anonymity. For photographs that may reveal the identity of the patients, releases signed by the patient or their legal representative should be enclosed.

All submissions are screened by a similarity detection software (iThenticate by CrossCheck).

In the event of alleged or suspected research misconduct, e.g., plagiarism, citation manipulation, and data falsification/fabrication, the Editorial Board will follow and act in accordance with COPE guidelines.

Each individual listed as an author should fulfill the authorship criteria recommended by the International Committee of Medical Journal Editors

(ICMJE-www.icmje.org). The ICMJE recommends that authorship be based on the following 4 criteria:

- 1 Substantial contributions to the conception or design of the work; or the acquisition, analysis, or interpretation of data for the work; AND
- 2 Drafting the work or revising it critically for important intellectual content; AND
- 3 Final approval of the version to be published; AND
- 4 Agreement to be accountable for all aspects of the work in ensuring that questions related to the accuracy or integrity of any part of the work are appropriately investigated and resolved.



TURKISH JOURNAL OF UROLOGY

In addition to being accountable for the parts of the work he/she has done, an author should be able to identify which co-authors are responsible for specific other parts of the work. In addition, authors should have confidence in the integrity of the contributions of their co-authors.

All those designated as authors should meet all four criteria for authorship, and all who meet the four criteria should be identified as authors. Those who do not meet all four criteria should be acknowledged in the title page of the manuscript.

Turkish Journal of Urology requires corresponding authors to submit a signed and scanned version of the authorship contribution form (available for download through www.turkishjournalofurology.com) during the initial submission process in order to act appropriately on authorship rights and to prevent ghost or honorary authorship. If the editorial board suspects a case of "gift authorship," the submission will be rejected without further review. As part of the submission of the manuscript, the corresponding author should also send a short statement declaring that he/she accepts to undertake all the responsibility for authorship during the submission and review stages of the manuscript.

Turkish Journal of Urology requires and encourages the authors and the individuals involved in the evaluation process of submitted manuscripts to disclose any existing or potential conflicts of interests, including financial, consultant, and institutional, that might lead to potential bias or a conflict of interest. Any financial grants or other support received for a submitted study from individuals or institutions should be disclosed to the Editorial Board. To disclose a potential conflict of interest, the ICMJE Potential Conflict of Interest Disclosure Form should be filled in and submitted by all contributing authors. Cases of a potential conflict of interest of the editors, authors, or reviewers are resolved by the journal's Editorial Board within the scope of COPE and ICMJE guidelines.

The Editorial Board of the journal handles all appeal and complaint cases within the scope of COPE guidelines. In such cases, authors should get in direct contact with the editorial office regarding their appeals and complaints. When needed, an ombudsperson may be assigned to resolve cases that cannot be resolved internally. The Editor in Chief is the final authority in the decision-making process for all appeals and complaints.

When submitting a manuscript to the Turkish Journal of Urology, authors accept to assign the copyright of their manuscript to the Turkish Association of Urology. If rejected for publication, the copyright of the manuscript will be assigned back to the authors. Turkish Journal of Urology requires each submission to be accompanied by a Copyright Transfer and Acknowledgement of Authorship Form (available for download at www.turkishjournalofurology.com). When using previously published content, including figures, tables, or any other material in electronic formats, authors must obtain permission from the copyright holder. Legal, financial and criminal liabilities in this regard belong to the author(s).

Statements or opinions expressed in the manuscripts published in Turkish Journal of Urology reflect the views of the author(s) and not the opinions of the editors, the editorial board, or the publisher; the editors, the editorial board, and the publisher disclaim any responsibility or liability for such materials. The final responsibility in regard to the published content rests with the authors.

MANUSCRIPT PREPARATION

The manuscripts should be prepared in accordance with ICMJE-Recommendations for the Conduct, Reporting, Editing, and Publication of Scholarly Work in Medical Journals (updated in December 2019-<http://www.icmje.org/icmje-recommendations.pdf>). Authors are required to prepare manuscripts in accordance with the CONSORT guidelines for randomized research studies, STROBE guidelines for observational original research studies, STARD guidelines for studies on diagnostic accuracy, PRISMA guidelines for systematic reviews and meta-analysis, ARRIVE guidelines for experimental animal studies, and TREND guidelines for non-randomized public behavior.

Manuscripts can only be submitted through the journal's online manuscript submission and evaluation system, available at www.turkishjournalofurology.com. Manuscripts submitted via any other medium will not be evaluated.

Manuscripts submitted to the journal will first go through a technical evaluation process where the editorial office staff will ensure that the manuscript has been prepared and submitted in accordance with the journal's guidelines. Submissions that do not conform to the journal's guidelines will be returned to the submitting author with technical correction requests.



TURKISH JOURNAL OF UROLOGY

Authors are required to submit the following:

- Copyright Transfer and Acknowledgement of Authorship Form and
- ICMJE Potential Conflict of Interest Disclosure Form (should be filled in by all contributing authors)

during the initial submission. These forms are available for download at www.turkishjournalofurology.com.

Preparation of the Manuscript

Title page: A separate title page should be submitted with all submissions and this page should include:

- The full title of the manuscript as well as a short title (running head) of no more than 50 characters,
- Name(s), affiliations, and highest academic degree(s) of the author(s),
- Grant information and detailed information on the other sources of support,
- Name, address, telephone (including the mobile phone number) and fax numbers, and email address of the corresponding author,
- Acknowledgment of the individuals who contributed to the preparation of the manuscript but who do not fulfill the authorship criteria.

Abstract: An abstract should be submitted with all submissions except for Letters to the Editor. Submitting a Turkish abstract is not compulsory for international authors. The abstract of Original Articles should be structured with subheadings (Objective, Material and methods, Results, and Conclusion). Please check Table 1 below for word count specifications.

Keywords: Each submission must be accompanied by a minimum of three to a maximum of six keywords for subject indexing at the end of the abstract. The keywords should be listed in full without abbreviations. The keywords should be selected from the National Library of Medicine, Medical Subject Headings database (<https://www.nlm.nih.gov/mesh/MBrowser.html>).

Main Points: All submissions except letters to the editor should be accompanied by 3 to 5 "main points" which should emphasize the most noteworthy results of the study and underline the principle message that is addressed to the reader. This section should be structured as itemized to

give a general overview of the article. Since "Main Points" targeting the experts and specialists of the field, each item should be written as plain and straightforward as possible.

Manuscript Types

Original Articles: This is the most important type of article since it provides new information based on original research. The main text of original articles should be structured with Introduction, Material and methods, Results, and Discussion subheadings. Please check Table 1 for the limitations for Original Articles.

Statistical analysis to support conclusions is usually necessary. Statistical analyses must be conducted in accordance with international statistical reporting standards (Altman DG, Gore SM, Gardner MJ, Pocock SJ. Statistical guidelines for contributors to medical journals. *Br Med J* 1983; 7; 1489-93). Information on statistical analyses should be provided with a separate subheading under the Materials and Methods section and the statistical software that was used during the process must be specified.

Units should be prepared in accordance with the International System of Units (SI).

Residents Corner Articles: This section of Turkish Journal Urology is designed for original articles for which the first author is a Resident in training. The section is published in every second issue in a year. Authors should provide official certification of Resident status and their level when submitting an article for this specific section of the journal. This certification can be in the form of a letter on official institution letterhead signed by the head of the department and uploaded as an additional file with the manuscript. Total number of authors should not exceed 5 authors and the Resident must be the first author. Authors should identify that their study for Resident Corner during the submission using the "Select Article Type" section. A cover letter is mandatory, as well. Manuscripts must adhere to the author instructions for original articles (see above).

Editorial Comments: Editorial comments aim to provide a brief critical commentary by reviewers with expertise or with high reputation in the topic of the research article published in the journal. Authors are selected and invited by the journal to provide such comments. Abstract, Keywords, and Tables, Figures, Images, and other media are not included.



TURKISH JOURNAL OF UROLOGY

Review Articles: Reviews prepared by authors who have extensive knowledge on a particular field and whose scientific background has been translated into a high volume of publications with a high citation potential are welcomed. These authors may even be invited by the journal. Reviews should describe, discuss, and evaluate the current level of knowledge of a topic in clinical practice and should guide future studies. The main text should contain Introduction, Clinical and Research Consequences, and Conclusion sections. Please check Table 1 for the limitations for Review Articles.

Editorial Commentaries: Editorial commentaries are opinions or perspective pieces about the papers previously or currently published in the Turkish Journal of Urology, or topic of interest to the readership of the journal. In general, comments on specific papers should be given directly under the published paper.

Articles should contain a title page, the main text, funding information, a conflict of interest statement, and references; the abstract is not needed. The main text should not exceed 800 words. The maximum number of references is 5.

Before submitting an editorial commentary, the author must send an e-mail to info@turkishjournalofurology.com to state the scientific importance of the proposed article. Editorial commentaries will only be considered if publications are submitted by senior clinicians or researchers.

Letters to the Editor: This type of manuscript discusses important parts, overlooked aspects, or lacking parts of a previously published article. Articles on subjects within the scope of the journal that might attract the readers' attention, particularly educative cases, may also be submitted in the form of a "Letter to the Editor." Readers can also present their comments on the published manuscripts in the form of a "Letter to the Editor." Abstract, Keywords, and Tables, Figures, Images, and other media should not be included. The text should be unstructured. The manuscript that is being commented on must be properly cited within this manuscript.

Video Article: A video article requires a video of a clinical case, new or advanced surgical techniques. The duration should be between 5-8 minutes accompanied with a structured abstract. The abstract should be structured as "Objective", "Materials and Methods", "Results", and "Conclusion". The video must have a narration and may contain graphs and images. Video

articles are expected to highlight the main idea and the striking results of the research and/or case in a concise way. The videos must not contain music.

Clinical Trial: A clinical trial is a prospective research assigning patients to a health-related intervention in order to study the effect of intervention and its outcome. Turkish Journal of Urology adopts the ICMJE's clinical trial registration policy, which requires that clinical trials must be registered in a publicly accessible registry that is a primary register of the WHO International Trials Registry Platform (ICTRP) or in ClinicalTrials.gov. The name of the registry and the registration number should be provided in the Title Page during the initial submission.

As of 1 January 2019, a data sharing plan is required for the registration of clinical trials. Authors are required to provide a data sharing statement for the articles that reports the results of a clinical trial. The data sharing statement should indicate the items below according to the ICMJE data sharing policy:

- Whether individual deidentified participant data will be shared
- What data in particular will be shared
- Whether additional, related documents will be available
- When the data will be available and for how long
- By what access criteria data will be shared

Authors are recommended to check the ICMJE data sharing examples at <http://www.icmje.org/recommendations/browse/publishing-and-editorial-issues/clinical-trial-registration.html>.

Mini Review: This type of article aims to review a novel topic in a succinct way. A mini review should be prepared as a 1000-word main text accompanied by an unstructured abstract.

Surgical Technique: This type of article aims to summarize new surgical techniques in a brief way providing the need and rationale of the technique by comparing it with the previous techniques. Novel aspects of the technique and post-operative care should be emphasized in this type of article. Surgical technique must contain a structured abstract including the following subheadings: Background, Description of Technique, Patients and Methods, Results, and Conclusion. Main text should also be structured with the same subheadings with the abstract section of the article.



TURKISH JOURNAL OF UROLOGY

Table. Limitations for each manuscript type

Type of manuscript	Word limit	Abstract word limit	Reference limit	Table Limit	Figure Limit
Original Article	3000	250 (Structured)	30	6	7 or total of 15 images
Residents Corner Articles	3000	250 (Structured)	30	6	7 or total of 15 images
Review Article	4000	250	50	6	10 or total of 20 images
Letter to the Editor	500	No abstract	5	No tables	No media
Clinical Trial	3000	250 (Structured)	30	6	7 or total of 15 images
Mini Review	1000	150	10	2	2 or total of 5 images
Surgical Technique	1200	150	10	No tables	4 or total of 8 images
Guideline of Guidelines	3000	250	40	5	4 or total of 8 images
Clinical Update	3000	150	30	5	4 or total of 8 image

Clinical Update: This type of article aims to present the current perspectives of clinical topics that will affect the patient care. A clinical update article should be maximum 3000 word long accompanied by a 150-word unstructured abstract.

Guideline of guidelines: Guideline of guidelines aims to provide a critical commentary of the urology guidelines. This type of article should be maximum 3000 word long with an unstructured abstract. Authors are only commissioned or invited by the editor.

Tables

Tables should be included in the main document, presented after the reference list, and they should be numbered consecutively in the order they are referred to within the main text. A descriptive title must be placed above the tables. Abbreviations used in the tables should be defined below the tables by footnotes (even if they are defined within the main text). Tables should be created using the "insert table" command of the word processing software and they should be arranged clearly to provide easy reading. Data presented

in the tables should not be a repetition of the data presented within the main text but should be supporting the main text.

Figures and Figure Legends

Figures, graphics, and photographs should be submitted as separate files (in TIFF or JPEG format) through the submission system. The files should not be embedded in a Word document or the main document. When there are figure subunits, the subunits should not be merged to form a single image. Each subunit should be submitted separately through the submission system. Images should not be labeled (a, b, c, etc.) to indicate figure subunits. Thick and thin arrows, arrowheads, stars, asterisks, and similar marks can be used on the images to support figure legends. All information that may indicate an individual or institution should be omitted from the submitted images to ensure a blind evaluation process. The minimum resolution of each submitted figure should be 300 DPI. To prevent delays in the evaluation process, all submitted figures should be clear in resolution and large in size (minimum dimensions: 100 × 100 mm). Figure legends should be listed at the end of the main document.

All acronyms and abbreviations used in the manuscript should be defined at first use, both in the abstract and in the main text. The abbreviation should be provided in parentheses following the definition.

When a drug, product, hardware, or software program is mentioned within the main text, product information, including the name of the product, the producer of the product, and city and the country of the company (including the state if in USA), should be provided in parentheses in the following format: "Discovery St PET/CT scanner (General Electric, Milwaukee, WI, USA)"

All references, tables, and figures should be referred to within the main text, and they should be numbered consecutively in the order they are referred to within the main text.

Limitations, drawbacks, and the shortcomings of original articles should be mentioned in the Discussion section before the conclusion paragraph.

References

While citing publications, preference should be given to the latest, most up-to-date publications. Authors should avoid using references that are older than ten years. The limit for the old reference usage is 15% in the journal. If an ahead-of-print pub-



TURKISH JOURNAL OF UROLOGY

lication is cited, the DOI number should be provided. Authors are responsible for the accuracy of references. References should be cited in brackets within the main text. Journal titles should be abbreviated in accordance with the journal abbreviations in Index Medicus/MEDLINE/PubMed. When there are six or fewer authors, all authors should be listed. If there are seven or more authors, the first six authors should be listed followed by "et al." In the main text of the manuscript, references should be cited using Arabic numbers in square brackets and superscript characters. The reference styles for different types of publications are presented in the following examples.

Journal Article: Sezen SF, Lagoda G, Burnett AL. Role of immunophilins in recovery of erectile function after cavernous nevre injury. *J Sex Med* 2009;6:340-6.

Book Section: Suh KN, Keystone JS. Malaria and babesiosis. Gorbach SL, Barlett JG, Blacklow NR, editors. *Infectious Diseases*. Philadelphia: Lippincott Williams; 2004.p.2290-308.

Books with a Single Author: Sweetman SC. *Martindale the Complete Drug Reference*. 34th ed. London: Pharmaceutical Press; 2005.

Editor(s) as Author: Huizing EH, de Groot JAM, editors. *Functional reconstructive nasal surgery*. Stuttgart-New York: Thieme; 2003.

Conference Proceedings: Bengisson S. Sothemin BG. Enforcement of data protection, privacy and security in medical informatics. In: Lun KC, Degoulet P, Piemme TE, Rienhoff O, editors. *MEDINFO 92. Proceedings of the 7th World Congress on Medical Informatics; 1992 Sept 6-10; Geneva, Switzerland*. Amsterdam: North-Holland; 1992. pp.1561-5.

Scientific or Technical Report: Cusick M, Chew EY, Hoogwerf B, Agrón E, Wu L, Lindley A, et al. Early Treatment Diabetic Retinopathy Study Research Group. Risk factors for renal replacement therapy in the Early Treatment Diabetic Retinopathy Study (ETDRS), Early Treatment Diabetic Retinopathy Study. *Kidney Int*: 2004. Report No: 26.

Thesis: Yılmaz B. Ankara Üniversitesindeki Öğrencilerin Beslenme Durumları, Fiziksel Aktiviteleri ve Beden Kitle İndeksleri Kan Lipidleri Arasındaki İlişkiler. H.Ü. Sağlık Bilimleri Enstitüsü, Doktora Tezi. 2007.

Manuscripts Accepted for Publication, Not Published Yet: Slots J. The microflora of black stain on human primary teeth. *Scand J Dent Res*. 1974.

Epub Ahead of Print Articles: Cai L, Yeh BM, Westphalen AC, Roberts JP, Wang ZJ. Adult living donor liver imaging. *Diagn Interv Radiol*. 2016 Feb 24. doi: 10.5152/dir.2016.15323. [Epub ahead of print].

Manuscripts Published in Electronic Format: Morse SS. Factors in the emergence of infectious diseases. *Emerg Infect Dis (serial online)* 1995 Jan-Mar (cited 1996 June 5): 1(1): (24 screens). Available from: URL: [http:// www.cdc.gov/ncidod/EID/cid.htm](http://www.cdc.gov/ncidod/EID/cid.htm).

REVISIONS

When submitting a revised version of a paper, the author must submit a detailed "Response to the reviewers" that states point by point how each issue raised by the reviewers has been covered and where it can be found (each reviewer's comment, followed by the author's reply and line numbers where the changes have been made) as well as an annotated copy of the main document. Revised manuscripts must be submitted within 30 days from the date of the decision letter. If the revised version of the manuscript is not submitted within the allocated time, the revision option may be canceled. If the submitting author(s) believe that additional time is required, they should request this extension before the initial 30-day period is over.

Accepted manuscripts are copy-edited for grammar, punctuation, and format. Once the publication process of a manuscript is completed, it is published online on the journal's webpage as an ahead-of-print publication before it is included in its scheduled issue. A PDF proof of the accepted manuscript is sent to the corresponding author and their publication approval is requested within 2 days of their receipt of the proof.

Editor in Chief: Ateş Kadoğlu

Address: İstanbul Üniversitesi İstanbul Tıp Fakültesi, Üroloji Anabilim Dalı, İstanbul, Turkey

Phone: +90 212 232 46 89

Fax: +90 212 233 98 04

E-mail: info@turkishjournalofurology.com

Publisher: AVES

Address: Büyükdere Cad., 105/9 34394 Mecidiyeköy, Şişli, İstanbul, Turkey

Phone: +90 212 217 17 00

Fax: +90 212 217 22 92

E-mail: info@avesyayincilik.com

Web page: avesyayincilik.com



TURKISH JOURNAL OF UROLOGY

CONTENTS

INVITED REVIEW

Endourology

- Simulation models and training curricula for training in endoscopic enucleation of the prostate: 250
 A systematic review from ESUT
Panagiotis Kallidonis, Angelis Peteinaris, Gernot Ortner, Bhaskar Kumar Somani, Domenico Veneziano, Lütfi Tunc, Ali Serdar Gözen, Evangelos Liatsikos, Theodoros Tokas

REVIEWS

Urooncology

- Chemoresection by mitomycin C compared to transurethral resection of bladder tumor 260
 in patients with recurrent nonmuscle-invasive bladder cancer: A systematic review and meta-analysis
Abdalla Ali Deb, Ayman Agag, Naufal Naushad, Rajbabu Krishnamoorthy, Hosam Serag

General urology

- Local anesthetics versus systemic analgesics for reducing pain during Extracorporeal Shock Wave 270
 Lithotripsy (ESWL): A systematic review and meta-analysis
Tetuka Bagus Laksita, Mohammad Ayodhia Soebadi, Soetojo Wirjopranoto, Furqan Hidayatullah, Yudhistira Pradnyan Klopang, Fikri Rizaldi

ORIGINAL ARTICLES

Andrology

- Varicocelelectomy versus antioxidants in infertile men with isolated teratozoospermia: 279
 A retrospective analysis
Atef Fathi, Fabio Castiglione, Omar Mohamed, Gamal A. Alsagheer, Osama Mahmoud, Mohammed Saber-Khalaf

Editorial Comments

- Re: Varicocelelectomy versus antioxidants in infertile men with isolated teratozoospermia: 285
 A retrospective analysis
Peter N. Schlegel
- Re: Varicocelelectomy versus antioxidants in infertile men with isolated teratozoospermia: 286
 A retrospective analysis
Arif Kalkanli, Ateş Kadioğlu



TURKISH JOURNAL OF UROLOGY

CONTENTS

EBV induced loss of sperm quality <i>Manuel Huerta, Jennifer Thönnisen, Barbara Köditz, Jan Herden, Johan Denil, Pia Paffenholz, Axel Heidenreich, Melanie von Brandenstein</i>	287
Micropercutaneous nephrolithotomy results in adults and pediatric patients: Is it safe for children? <i>Ilker Seckiner, Muharrem Baturu, Ömer Bayrak, Orhun Ecemiş, Haluk Sen</i>	293
Urooncology	
Evaluation of clinical and mpMRI findings of irreversible electroporation therapy for the treatment of localized prostate cancer: Preliminary results <i>Pınar Gülerüz Kızıl, Şükrü Ali Altan, Nefise Çağla Tarhan, Öztuğ Adsan</i>	299
Endourology	
Robot-assisted partial nephrectomy: A single-center matched-pair analysis of the retroperitoneal versus the transperitoneal approach <i>Ahmed Eraky, Claudius Hamann, Nina N. Harke, Marina Tropmann-Frick, Klaus-Peter Jünemann, Daniar Osmonov</i>	305
Robotic simple prostatectomy is a safe and effective technique for benign prostatic hyperplasia: Our single center initial short-term follow-up results for 42 patients <i>Mustafa Kiraç, Giray Ergin, Yusuf Kibar, Burak Köprü, Hasan Biri</i>	313
General Urology	
Redo pelvic fracture urethral injury repair: The case for tadalafil <i>Pankaj M. Joshi, Devang Desai, Seichi Fuziwara, Sheliyan Raveenthiran, Mohammed Nafea, Sanjay B. Kulkarni</i>	319
Female Urology	
Effect of focal and diffuse hypervascularization as cystoscopic findings on predicting intravesical therapy response in patients with bladder pain syndrome <i>Bulent Erol, Huseyin Ozgur Kazan, Ferhat Keser, Ozgur Efiloglu, Yavuz Onur Danacioğlu, Rahmi Onur</i>	325
Pediatric Urology	
Survey on what COVID-19 pandemic changed in pediatric urology <i>Ali Tekin, Sibel Tiryaki, İbrahim Ulman</i>	338

A PEER-REVIEWED BIMONTHLY JOURNAL



TURKISH JOURNAL OF UROLOGY

EDITORIAL

Dear Colleagues;

The third online issue of the Turkish Journal of Urology in 2021 includes 12 articles from Turkey, Italy, England, Netherlands, Saudi Arabia, Canada, Germany, Greece, Korea, and India. In this issue, published articles consist of a review in General Urology, a mini-review in Urooncology, a video article in Pediatric Urology, and original articles in Urooncology, Female Urology, Neurourology, Pediatric Urology, and General Urology.

In this issue a video article on a new ureteroscopy approach in children and an original article comparing the various second layers (tunica vaginalis flap, dorsal preputial dartos flap, and spongiosum alone) techniques during Snodgrass hypospadias repair will also attract attention.

All the current articles are expected to contribute to the literature and be references for future studies.

Please consider TJU as your own journal, submit your evidence-based articles to the journal, do a timely and rigorous process as a reviewer, read the articles published in the journal and quote the articles of the journal.

Respectfully yours.

Ateş Kadiođlu, MD, FECSM
Professor of Urology
University of Istanbul
Editor in Chief